





# Optional Blue Class Homework for 'Tell Me A Story' (4 weeks) and 'Christmas' (2 weeks)

In light of feedback from Parent Questionnaires in recent years, we will continue to underline tasks that are more easily completed by children independently, but will also include some worksheets at the request of some families.

<b>English</b> (Communication, Reading and Writing)	<b>Creative Arts</b> (Music, Art, Dance)	<b>Humanities</b> (RE, Geography, History, Philosophy)	<b>Mathematics and Technology</b> (Maths, DT, Computing, Science)
<p>Imagine you've stepped through a wardrobe into a fantasy world. Write a description of what it is like there.</p> <p><b>Focus:</b></p> <ul style="list-style-type: none"> <li>noun phrases to describe i.e. <u>the silent, silvery moon...</u></li> <li>adverbs to describe i.e. <u>curiously, eerily, nervously...</u></li> <li>fronted adverbials to start sentences in different ways i.e. <u>In the distance,...</u></li> </ul>	<p>The Lion, The Witch and the Wardrobe book that we have seen in school is illustrated by Christian Birmingham. Have a look at his website (see below) and see if you can create art inspired by one of his pieces. Christian Birmingham uses coloured chalk pastels but you can choose the media you wish to use.</p> <p><b>Focus:</b></p> <ul style="list-style-type: none"> <li>choose media – e.g. pencils, paint, chalks/pastels.</li> <li>copy details exactly.</li> <li>include foreground and background details.</li> </ul>	<p>Draw a map of an imaginary land, suitable to become the setting of a fantasy story. Include a hero's home, two places where conflicts can occur, and a villain's lair. You might like to study a map of Narnia for ideas (see reverse).</p> <p><b>Focus:</b></p> <ul style="list-style-type: none"> <li>clear land features</li> <li>be imaginative</li> <li>add compass rose</li> <li>create a clear key</li> </ul>	<p>Practise these mental maths facts:</p> <ul style="list-style-type: none"> <li>3, 4 and 8 times tables by heart</li> <li>number bonds to 100 and number bonds to 1,000 (multiples of 50 only i.e. 350 + 650)</li> <li>doubles and halves to 100 (even numbers only for halving)</li> <li>counting on and back in 20s, 25s, 50s and 100s from zero</li> </ul>
<p>Create a comic strip, story board or flow diagram showing the main events in The Lion, the Witch and the Wardrobe.</p> <p><b>Focus:</b></p> <ul style="list-style-type: none"> <li>identify main events</li> <li>sequence events</li> <li>use time adverbials to move events on i.e. first, after that, suddenly...</li> <li>good use of drawings or statements</li> </ul>	<p>Mr Tumnus tries to lull Lucy to sleep so he can turn her over to the White Witch. Have a go at creating a simple melody or piece of music he might have used. You might like to record it or perform it to us.</p> <p><b>Focus:</b></p> <ul style="list-style-type: none"> <li>compose an ostinato</li> <li>use percussion, a tuned instrument or voice</li> <li>consider dynamics and tempo</li> </ul>	<p>Edmund betrayed his family. Consider the following question:</p> <p><i>'Is it ever right to betray someone?'</i></p> <p><b>Focus:</b></p> <ul style="list-style-type: none"> <li>clarify what 'betray' means</li> <li>consider both points of view</li> <li>explain reasons</li> </ul>	<p>Turn an important setting of <i>The Lion, the Witch and the Wardrobe</i> into a model of a set for the film.</p> <p><b>Focus:</b></p> <ul style="list-style-type: none"> <li>select materials</li> <li>make stable structures</li> <li>choose appropriate colours</li> <li>position and fix</li> </ul>
<p>Practise spelling the following words on their own and in simple sentences:</p> <p><i>decide, describe, different, difficult, disappear, early, earth, eight, eighth, enough, exercise, experience, experiment, extreme, famous, favourite, February, forward, forwards, fruit, grammar, group, guard, guide, heard, heart, height, history</i></p> <p>It's a good idea to learn a couple a day or five a week and keep revisiting them to help memorise them over time.</p>	<p>Invent, draw and label your own imaginary character that you might find living in Narnia.</p> <p><b>Focus:</b></p> <ul style="list-style-type: none"> <li>good use of imagination</li> <li>careful drawing</li> <li>apply colour</li> <li>clear labels</li> <li>give it a name</li> </ul>	<p>There are many links in the story of The Lion, the Witch and the Wardrobe with the Christian story of Easter. How many links can you find?</p> <p><b>Focus:</b></p> <ul style="list-style-type: none"> <li>read Easter story</li> <li>compare the Easter story with The Lion, the Witch and the Wardrobe</li> <li>find similarities in the characters and events</li> </ul>	<p>Make a food chain game. Here is an idea but you can think of your own: create some cards with different producers, consumers and of course the sun! Take it in turns to choose a card and see who can make a food chain first.</p> <p><b>Focus:</b></p> <ul style="list-style-type: none"> <li>decide on producers and consumers to include</li> <li>choose rules for your game</li> <li>play the game to help you with your science learning</li> </ul>
<p><b>TO SUPPORT LANGUAGE DEVELOPMENT AND SPEAKING AND LISTENING SKILLS:</b> Choose your favourite character from 'The Lion, the Witch and the Wardrobe' and describe them to an adult. Speak in full sentences using correct grammar and good word choices.</p> <p>Ask your teacher for a worksheet for Literacy.</p>	<p>Collage a setting from The Lion, the Witch and the Wardrobe.</p> <p><b>Focus:</b></p> <ul style="list-style-type: none"> <li>ripping and tearing</li> <li>layering</li> <li>careful position</li> <li>effective use of colours and different textures</li> </ul>	<p>C. S. Lewis is the author of the Chronicles of Narnia. Research about him and write a biography explaining some of the history of his life. You can use the research techniques that we learnt last half term. Remember to stay SMART.</p> <p><b>Focus:</b></p> <ul style="list-style-type: none"> <li>facts about his early life</li> <li>facts about Lewis as a writer</li> </ul>	<p>Ask your teacher for a worksheet for Maths.</p>
<p><b>CHRISTMAS</b> Write an acrostic poem for the word Christmas.</p>  <p><b>Focus:</b></p> <ul style="list-style-type: none"> <li>start each phrase with each letter in the word Christmas</li> <li>link all phrases to Christmas and use wow words i.e. adjectives, powerful verbs, adverbs...</li> </ul>	<p><b>CHRISTMAS</b> Create your own winter dance. There are some links below to music we have used in Christmas plays in past years.</p>  <p><b>Focus:</b></p> <ul style="list-style-type: none"> <li>listen to music</li> <li>decide on types of movement</li> <li>practise and perform</li> </ul>	<p><b>CHRISTMAS</b> Choose a favourite Christmas carol that explains the Christmas story and illustrate it.</p>  <p><b>Focus:</b></p> <ul style="list-style-type: none"> <li>choose carol e.g. Away in a Manger, Little Donkey, Silent Night</li> <li>notice parts of the Christmas story</li> <li>illustrate</li> </ul>	<p><b>CHRISTMAS</b> Using a graphics programme create a Christmas scene.</p>  <p><b>Focus:</b></p> <ul style="list-style-type: none"> <li>consider interesting scene</li> <li>use a range of graphic tools</li> <li>careful fine motor control</li> <li>make changes as you work</li> <li>produce quality picture</li> </ul>
<p>Helpful websites  <a href="http://christianbirmingham.com/">http://christianbirmingham.com/</a> - Christian Birmingham art website  <a href="https://www.youtube.com/watch?v=DgcngMjYh8">https://www.youtube.com/watch?v=DgcngMjYh8</a> – Snowflakes music  <a href="https://www.youtube.com/watch?v=m-77u9B4CEE">https://www.youtube.com/watch?v=m-77u9B4CEE</a> – Twinkling Stars music</p>			

Look at the activities above. The activities are divided into four columns. You need to choose one activity to complete each week. You must choose at least one activity in each column. After that the choice is yours.

- To help you organise your homework, it is a good idea to do a little every day. You can spend as long as you wish, but around one hour per week should be enough for most activities.
- If you have a brother or sister at Blackwell, you could work together on an activity.
- It is helpful if grown ups help you, but please do the work yourself.
- The work should be filed in your homework book. Examples of good homework will be displayed in the hall.

**Reading for this half term:** daily please for at least 10 minutes and make sure you talk about the book with someone.

## EXPECTATIONS

- Please complete written work in **pencil** and file into your homework book. Some work may require a photograph.
  - Present work in a way that is clear and easy for people to read
- Homework sheets will be sent home at the start of a topic and one piece can be handed in each MONDAY
- Activity sheets will be available from class teachers on Fridays if children request them during the week**
  - Feedback from the teacher will be provided in the workbook

