





Optional Green Class Homework for 'Let's Travel'

Underlined tasks are more easily completed by children independently.

English (Communication, Reading and Writing)	Creative Arts (Music, Art, Dance)	Humanities (RE, Geography, History, Philosophy)	Mathematics and Technology (Maths, DT, Computing, Science)
Learning Activities for 'Let's Travel' – homework for 6 weeks			
<p>In English, we will be reading the story 'The Suitcase'. Create a story map to retell the story. Use it to practise your oral retelling skills.</p> <p>Focus:</p> <ul style="list-style-type: none"> - Recall story. - Choose main parts. - Draw pictures. - Retell. - Check for sense. 	<p><u>Create a dance to African music. Listen carefully to the music (link below) and then create movements to match.</u></p> <p>Focus:</p> <ul style="list-style-type: none"> - Listen to the music. - Think of some movements that match the music – you could take inspiration from weather, animals or plants as ideas. - Move in time to the music. <p>Traditional African Music Compilation: African Tribal Music & African Melodies</p>	<p>There are more than 50 countries in the continent of Africa and each has its own flag. Find out what some of the flags look like and use a map to find these countries.</p> <p>Focus:</p> <ul style="list-style-type: none"> - Use the internet (with a grown up) to find African flags. - Look carefully at them and notice how each is different. - Choose 5 flags. - Locate these countries on a map. 	<p>Practise the following mental maths facts:</p> <ul style="list-style-type: none"> - Counting in 2s to 20 and back - Counting in 5s to 50 and back - Counting in 10s to 100 and back - Add and subtract 10 from any multiple of 10 e.g. 80+10 = 90, 60-10 = 50. - Number bonds to 10 - Doubles up to 10+10 - Halves to half of 20
<p><u>You've been asked to fly to South Africa, but you only have 1 hour to pack your suitcase. Write a list of the most important items.</u></p> <p>Focus:</p> <ul style="list-style-type: none"> - Choose items. - Use your phonics to support spelling. - Write your list. - Check. 	<p>Become an African drummer.</p> <p>Focus:</p> <ul style="list-style-type: none"> - Watch the video for inspiration. - Choose an object to be your drum (e.g. lunch box, biscuit tin, flower pot – ask a grown-up first). - Create your own rhythm. - Repeat this rhythm to create an ostinato. - Perform. <p>Djembe Drumming - Meendjaani</p>	<p><u>We will be comparing physical and human geographical features of parts of South Africa with parts of the UK. Create a table and sort these features into human and physical.</u></p> <p>mountain, river, shop, forest, lake, hill, church, beach, school, road, train station</p> <p>Focus:</p> <ul style="list-style-type: none"> -Name physical and human features. -Know physical features are natural and human features are made by people. -Sort words, pictures or photos. -Check. 	<p><u>During Computing lessons, we will learn how to stay safe on online. Create an e-safety poster.</u></p> <p>Focus:</p> <ul style="list-style-type: none"> - Know key messages e.g. keep your full name, age, address, school private. - Draw pictures. - Write keywords and phrases. - Share your poster with a grown up at home.
<p><u>Imagine you're in the middle of an African safari. Use your senses (hear, see, smell, touch, taste) to create a description.</u></p> <p>Focus:</p> <ul style="list-style-type: none"> - Use your imagination to create a picture in your mind. - Think of nouns that you might see (e.g. land, trees, animals). - Think of adjectives to tell us more about the nouns (e.g. tall trees). - Write your sentences. 	<p>In Art lessons, we will learn about printing. Create repeated prints in the style of traditional African fabric patterns.</p>  <p>Focus:</p> <ul style="list-style-type: none"> - Collect items (check with grown up). - Coat with paint. - Press. - Repeat your print. 	<p><u>During our 'Let's Travel' topic, we will be learning about looking after our world and the people in it. We will share 'The Good Samaritan' and talk about famous figures who care for our world. Create a picture timetable for one day showing ways to care for the world.</u></p> <p>Focus:</p> <ul style="list-style-type: none"> - Think about how we can look after the world. - Show your thinking in words and pictures - Create a timetable. - Follow your timetable. 	<p>In Science, we will be learning about forces.</p> <p>Focus:</p> <ul style="list-style-type: none"> - Visit the park and play on the equipment - What equipment did you pull? - What equipment did you push? - What equipment did you pull and push? - Choose how to record your results e.g. pictures with captions, table, photos.
<p>Reading</p> <p>Read and spell words with split digraphs e.g. <u>bake, these, kite, hope, cube.</u></p> <p>-Find the split digraph in the word (a-e, e-e, i-e, o-e, u-e).</p> <p>-Say the phoneme (sound).</p> <p>-Read.</p> <p>-Spell.</p> <p>-Check.</p>	<p>Spelling</p> <p>Play a game of noughts and crosses using words from the Year 1 list. Instead of noughts and crosses, choose two words you find tricky to spell.</p> <p>Ask your grown up to give you a word where the letters are jumbled. Can you spell the word correctly?</p>	<p>Year 1</p> <p>the a do to today of said says are were was is his has I you your they he she we no go so by my here there where love come some one ask friend school put push pull full house our</p> <p><u>Spelling words</u></p>	<p>Use your DT skills to make an African drum.</p> <p>Focus:</p> <ul style="list-style-type: none"> -Research African drums e.g. 'djembe' drum. -Plan your drum. -Collect materials and equipment -Make and decorate your drum. -Play your drum. 

To help you organise your homework, it is a good idea to do a little every day. You can spend as long as you wish, but around an hour per week should be enough for most activities.

- If you have a brother or sister at Blackwell, you could work on an activity together.
- It is helpful if grown-ups help you, but please do the work yourself.
- The work should be filed in your homework book. Examples of good homework will be displayed in the hall.
- **Reading for this half term** – daily please for at least 10 minutes and make sure you talk about the book with someone.

EXPECTATIONS

- Please complete written work in pencil and file into your homework book. Some work may require a photograph.
 - Present work in a way that is clear and easy for people to read.
- Homework sheets will be sent home at the start of a topic and one piece can be handed in each week.
 - Feedback from the teacher will be provided in the workbook.

