




Homework for The Industrial Revolution Red Class (4 weeks)

Underlined tasks are more easily completed by children independently.

1 English (Communication, Reading and Writing)	2 Creative Arts (Music, Art, Dance)	3 Humanities (RE, Geography, History, Philosophy)	4 Mathematics and Technology (Maths, DT, Computing, Science)
<p>We will be retelling the story of 'The Green Ship'. In this story, the children go on an adventure using their imagination. Pretend you're going on a special journey into your garden. What do you need to take? Make a list.</p> <p>Focus:</p> <ul style="list-style-type: none"> Name items for your list. Sound talk. Write a list with one item under the other. Check. 	<p>Use your imagination to turn a box into an exciting way to travel.</p> <p>Focus:</p> <ul style="list-style-type: none"> Think about where you want to travel. Make changes to your cardboard box i.e. paint/make holes/add seatbelts. Work safely. 	<p><u>Pretend you are looking out of a train window. What can you see? Create a piece of artwork inspired by your journey.</u></p> <p>Focus:</p> <ul style="list-style-type: none"> Imagine the scene. Choose how to create your picture i.e. pencil drawing/painting/collage. Create your picture. 	<p>Practise a selection of the mental maths facts below:</p> <ul style="list-style-type: none"> Count in 1s from and back different numbers within 20. Count in 2s, 5s or 10s. Say 1 more than a number to 10 and then 20. Say 1 less than a number to 10 and then 20.
<p><u>Go on an adventure in your garden. Create a map (using your imagination) and add labels for main features.</u></p> <p>Focus:</p> <ul style="list-style-type: none"> Draw a simple map. Name features. Sound talk. Write labels. 	<p><u>Use your voice and body percussion (use your body to make sounds) and create sound effects for a train.</u></p> <p>Focus:</p> <ul style="list-style-type: none"> Explore making sounds. Repeat sounds. Change sounds. Perform your sound effects to a grown up or friend. 	<p>Consider the following:</p> <p>Not every child could afford to attend school during the Industrial Revolution.</p> <p>Every child should attend school.</p> <p>Focus:</p> <ul style="list-style-type: none"> Do you agree or disagree? Use 'because' to give reasons for your answer. Write a sentence to show your thinking. 	<p>Design an invention to help your parents to prepare breakfast.</p> <p>Focus:</p> <ul style="list-style-type: none"> Find a problem with your breakfast e.g. Does it take a long time to pour your cereal? Draw a machine that will help you to fix the problem. If you have time, use junk modelling to make your machine.
<p><u>I can remember very clearly, even now, what it was like when we climbed over the wall into the garden of the big house.</u></p> <p>This is the opening of 'The Green Ship'. Use your imagination to continue the story.</p> <p>Focus:</p> <ul style="list-style-type: none"> Say sentence. Sound talk. Capital letter and full stop. Finger spaces. Sense. 	<p><u>In Music lessons, we're listening to the work of Handel. Listen to some or all of 'Water Music Suite No. 2' and create a dance.</u></p> <p>https://www.youtube.com/watch?v=664QhB0hBgc</p> <p>Focus:</p> <ul style="list-style-type: none"> Listen. How does this piece of music make you feel? Move to the music. Perform to an audience. 	<p>Find out about the lives of working children during the Industrial Revolution. What was it like to work in a button factory or at a cotton mill?</p> <p>Focus:</p> <ul style="list-style-type: none"> Research. What do you want to tell me about? (Food, clothes, work). Choose how to share your ideas. 	<p>During Computing lessons, we'll be learning how to type our first name using Microsoft Word. Practise this skill at home. You could try changing the size, type or colour of the font.</p> <p>Focus:</p> <ul style="list-style-type: none"> Select a word processing program. Type a capital for your name by holding down the shift key. Type your first name. Change the size, type or colour of the font.
<p>Practise spelling your tricky words: I, no, go, so, to, the, he, she, me, we, be.</p> <p>Focus:</p> <ul style="list-style-type: none"> Look at word. Find the tricky part. Cover word. Write word. Check. 	<p>In PE, we're learning a country dance called the Circassian Circle. Use this YouTube video to practise the dance at home: https://www.youtube.com/watch?v=MKROoYwBr6c</p> <p>Focus:</p> <ul style="list-style-type: none"> Watch film clip. Clap to the beat. Copy movements. Perform to an audience. 	<p>During RE lessons, we'll be learning about different religious temples. Find out about a temple. Draw a picture of the inside of the temple.</p> <p>Focus:</p> <ul style="list-style-type: none"> Choose a temple. Research. Draw main features. Describe your picture to an adult. 	<p>Make a dish from the Industrial Revolution.</p>  <p>Focus:</p> <ul style="list-style-type: none"> Research. Select recipe e.g. gruel, vegetable broth. Prepare with a grown up. Taste test 😊

Look at the activities above. The activities are divided into four columns. You need to choose one activity to complete each week. You must choose at least one activity in each column. After that, the choice is yours.

- To help you organise your homework, it is a good idea to do a little every day. You can spend as long as you wish, but around one hour per week should be enough for most activities.
- If you have a brother or sister at Blackwell, you could work together on an activity.
- It is helpful if grown ups help you, but please do the work yourself.
- The work should be filed in your homework book. Examples of good homework will be displayed in the hall.

Reading for this half term: daily please for at least 10 minutes and make sure you talk about the book with a grown up. Please read your eBook too.

EXPECTATIONS

- Please complete written work in pencil and file into your homework book. Some work may require a photograph.
 - Present work in a way that is clear and easy for people to read.
- Homework sheets will be sent home at the start of a topic and one piece can be handed in each week.
 - Feedback from the teacher will be provided in the workbook.