



Art from Purple Class children, based on their painting learning and Anansi the spider.


# NEWSLETTER for Blackwell First School

*...developing the whole child...*

21.3.25 COMIC RELIEF- Wear uniform and anything Red and donate via cash or [Donate](#) | [Comic Relief](#)

March 2025


Dear Families,



Reading is the window to the rest of the curriculum and enables children to make good progress. Please read storytime books with them and hear them read their school books as often as possible. It makes a massive difference to them.

Dear Families,

She sighed, 'Isn't it just a story though?'  
'Just a story?' He looked surprised.  
'Rosa, our stories are important. It's who we are, who we want to be. It's like music, you know? It helps us find a way when we're lost.'  
(Escape to the River Sea by Emma Carroll)



Stories are so important and as we approach Children's Book Week 2025, take time to share stories with your children. This is the way to open their eyes to the wider world. There are some amazing children's books published each year. Search Carnegie or Kate Greenaway medal winners for ideas.

For families who wish to support their children with reading, bedtime stories are the ideal way to do this. This exposes the children to language beyond their reading ability and engages them in conversations about stories, which, in turn, supports their writing. This is the best advice we can give you on how to help your children with their learning.

Visiting the library is an enjoyable experience for children, but they can choose 'Reading for Pleasure' books to take home to share with you as well as their 'Reading books' from school. We hope that you can find time to read together and enjoy the magical world of stories.

Please read on to find out about the end of term events.  
Best wishes,  
Mrs Moss

### Parent Consultation Meetings

Class newsletters and the school website share with you the children's learning each half term. This gives advice on how to help your child with their learning. Parent Consultation meetings (including twice yearly reports) inform you of the progress that the children are making towards that learning.

Next week, the teachers will share your child's achievements with you and also some targets which will help them move on with their learning. Please help them by working on these targets at home too. The best support you can give is hearing them read, sharing books and talking to them. With your support and our hard work, they will make progress across the curriculum.

Look out for next term's class newsletters in April to find out more about what they children will be learning.

### End of topic 'Family Learning'

Come along to school for some shared learning sessions.

27.3.25 8.45am Yellow Class assembly

28.3.25 8.45am Green Class assembly

28.3.25 3.20-3.50pm Nursery/ Red/ Purple and Blue

Classes- welcome to our classrooms

(Children in After School Club will attend with staff)

### End of term 'Singing on the Steps'

During the next few weeks the children will be learning songs and poems to sing and recite to you from the steps at the front of school as an end of term opportunity to visit the school and see the children perform.

Please come along to the front playground on:

7.4.25 8.45am Nursery and Red Classes

8.4.25 8.45am Green and Purple Classes

9.4.25 8.45am Yellow and Blue Classes

Tea and Toast will be available for these occasions so please support school.

### SCHOOL SPORT/ HEALTH AND THE ARTS

**BELLBOATING** – This will take place with the Year 4s during the Summer term. **Thank you to the PFTA for funding this.**

**SPORTING EVENTS** – Competitive, coaching and club events are planned for the Summer term. Watch out for Parentapp messages. After School Club also have a Fun Fitness Club and our Football Club and Rugby Tots continue.

**Arts** – The children are looking forward to performing to you before Easter and their preparations are underway...

Mark Riley, our artist in residence, will also join us during the summer term to create a beautiful whole school artwork.

**COLLECTIVE WORSHIP** Last week our theme was **Safety** and we started the week by considering work of the United Nations and the 'Rights of the Child'. We use the book 'For Every Child' to consider the rights that children have and to help them understand the responsibilities that sit alongside those rights. This is designed to support them in understanding their collective rights and responsibilities. We hope to develop children with lifelong community minded attitudes.



We work with the children on safety by explaining how school keeps them safe, how their families help to keep them safe and how they can keep themselves safe and learn to be responsible for their own safety. We share online safety advice and also share the Childline phone number to help them develop their own strategies for keeping safe.

### SAFEGUARDING NEWS

In 2024, we had our Ofsted report which highlighted safeguarding as effective. Whilst we had no issues to address it was a useful exercise to consider all of our systems and procedures. Several recommendations made by an external review prior to Ofsted were:

- Remind the children of the existence of Childline
- Inform parents of who to contact in the case of a child protection issue- this is Worcestershire Family Front Door **01905 822666**
- **Ensure parents update contact details/ changes to mobile numbers and provide 4 contacts (all of whom can drive)**

The designated person for safeguarding in the school is Anna Moss and Helen Townsend and Fleur Webb are also trained leads. Blackwell First School is an Operation Encompass school and receives police reports when there are incidents of Domestic Abuse. Operation Encompass is designed to support schools in helping children who have been present during reported cases of Domestic Abuse. It is important to know that a large number of children are present or in the same household during incidents of Domestic Abuse and that this has a significant impact on children's long term mental wellbeing. Please contact Anna Moss if you would like to speak about any of these issues.

### FINAL NEWS

\*Malvern residential for Year 4s- we are looking forward to the residential. Many thanks to staff for taking the children in their own time. This could not happen without this considerable goodwill.

\*Y4 Leavers' event – we will be planning a Leavers' DO so look out for further information. (18.7.25)

\*Remember 'Storynight' on 10th April 5.30-6.30pm- please pay via the PFTA link on the ParentApp when it is uploaded.

### Mr; Barker's Lemon & Courgette Muffins- Makes 12

#### Ingredients:

350g courgette raw, approximately 1-2 medium  
125ml vegetable oil  
2 free-range eggs  
100g granulated sugar  
1 lemon zest and juice  
300g plain flour  
1tsp baking powder  
½ tsp bicarbonate of soda  
1pinch salt



**For the lemon glaze-** 85g icing sugar/ 1tbsp lemon juice

#### Instructions:

1. Preheat the oven to 180°C/160°C fan. Line muffin tins with cases.
  2. Coarsely grate the unpeeled raw courgettes (in a box grater or food processor). Lightly squeeze the gratings in a clean tea towel.
  3. In a large bowl, whisk the oil, eggs, sugar, zest and juice together until smooth, then stir in the courgette. Sift in the flour, bicarb, baking powder and salt and gently combine.
  4. Spoon the batter into the prepared cases and bake for 25 minutes, or until an inserted skewer comes out clean. Leave to cool in the tin completely.
  5. Mix the lemon juice and icing sugar together until smooth. Drizzle over the cooled muffins and sprinkle with lemon zest (optional).
- ✓ Suitable for freezing/Make it vegan: use flax eggs/ Make it wheat free: use rice flour

### Developing fluent mathematicians...please help us help the children!

As a school we value the continuing professional development of staff and, each year, the staff receive specific year group training from Anthony Reddy, Maths consultant, as well as focussed training on Mental Maths to support maths in Years 2-4. With lots of practise, the children are becoming better and better at being 'number fluent.' In the Early Years of school, it is vital that children develop number fluency by practising the following:

- Nursery and Reception – developing the understanding of numbers up to 5, then 10, then 20 without moving on too quickly. We need to help them 'play' with numbers through games to help them have instant recall by the end of Red Class of all number bonds within 10 (5+4/3+2/7-3 etc)
- Key Stage 1 (Years 1 and 2) – instant recall of all number bonds within 20 and multiples to 100. Y2s also need to know times tables and be able to recall them all for 2, 5 and 10 up to 10x10.
- Key Stage 2 (Years 3 and 4)- instant recall by the end of Year 4 of all times tables and their division facts to 12x12. (Y3- 3xs, 4xs, 8xs, 11xs and then Y4- 6xs, 7xs, 9xs, 12xs and repeat all others)

As outlined in the parent questionnaire, some people would like more ideas for helping children with learning at home. Please see class newsletters, homework sheets and these newsletters for ideas! It would be so helpful if you could support the children with learning these number facts and talk about them with the children, explaining them. Expectations from the National Curriculum are high and the children need plenty of practise to help embed their learning. Key vocabulary that children often confuse is helped by the song below, especially helpful for Key Stage 2 but we use the correct mathematical vocabulary with all year groups as the more they hear, the more they develop their understanding. (Key Stage 2 children will help you sing this one!)

**When you add two numbers it's the TOTAL and the SUM.  
DIFFERENCE is the answer in a SUBTRACTION.**

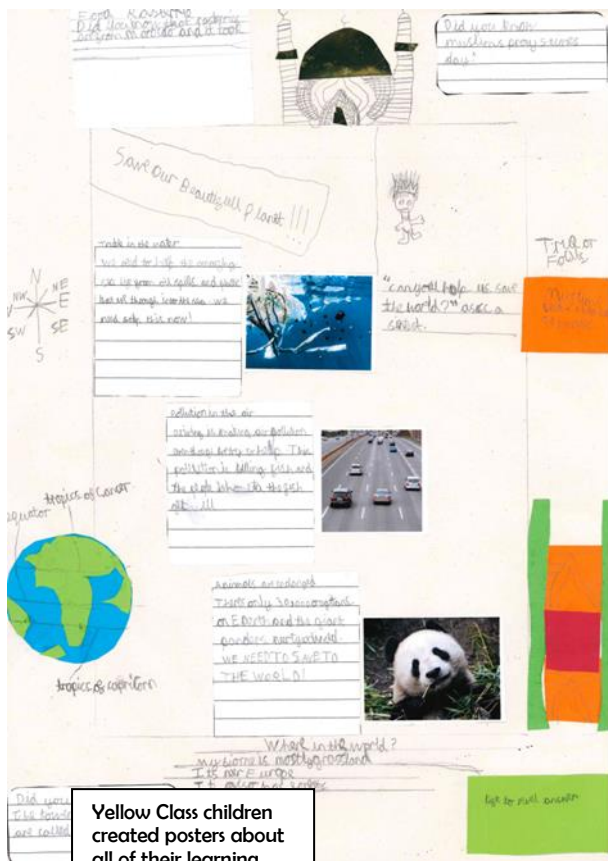
**When you MULTIPLY numbers it's the PRODUCT that you find.**

**DIVIDE by your DIVISOR and the QUOTIENT 's left behind.**

Playing cards, board games, using maths practically for cake making, telling the time and buying things in the shops are all really helpful ways to support the children.

Miss Townsend and I can really tell which children are practising their times tables at home so thank you for helping the children become more fluent.





Yellow Class children created posters about all of their learning. They were fabulous!



Rev Sheri invited Red Class children to St Catherine's church as part of their RE learning.



Blue Class children took part in a Giant Quiz with questions from all of their learning. Who were the winners?



Green Class visited Singer's Hill Synagogue with some Blue Class friends!

Blue Class presented their excellent gymnastics displays to the rest of the school at the end of their gymnastics learning.

