


Blue Class Homework for 'Back in Time' (4 weeks) and 'Amazing Earth' (3 weeks)

Underlined tasks are more easily completed by children independently.

English (Communication, Reading and Writing)	Creative Arts (Music, Art, Dance)	Humanities (RE, Geography, History, Philosophy)	Mathematics and Technology (Maths, DT, Computing, Science)
Learning Activities for 'Back in Time' – for the first four weeks of this half term			
<p>Write a short conversation between Marie Martens and someone she meets in the story 'Poppy Field' using correctly punctuated dialogue.</p> <p>Focus:</p> <ul style="list-style-type: none"> new speaker, new line inverted commas around the words that are spoken capital letters for start of dialogue punctuation before the final inverted comma if dialogue tag first, comma before inverted comma better words for 'said' 	<p><u>Vera Lynn was a famous wartime singer. Listen to her song 'We'll Meet Again' (link below) and describe what you notice about the song.</u></p> <p>Focus:</p> <ul style="list-style-type: none"> listen to the words – Is it a happy or sad song? What do you notice about the instruments/tempo/dynamics? Do you like the song? Why/why not? 	<p><u>The Second World War involved many different countries. Locate the Allies and the Axis powers and colour them on a world map. (see back of sheet)</u></p> <p>Focus:</p> <ul style="list-style-type: none"> look at either an atlas or online map find the Allies and colour one colour find the Axis powers and colour another colour show on a key 	<p>Practise these mental maths facts/skills:</p> <ul style="list-style-type: none"> all times tables up to 12 x 12 and corresponding division facts number bonds to 1 i.e. $0.8 + 0.2$ rounding decimal numbers to the nearest 1 i.e. $8.3 \rightarrow 8$ derive sums and differences for pairs of multiples of 10, 100 and 1,000 recognise the following equivalences: $0.5 = \frac{1}{2}$, $0.25 = \frac{1}{4}$, $0.75 = \frac{3}{4}$
<p><u>Practise spelling the following words on their own and in simple sentences:</u></p> <p><i>sentence, separate, special, straight, strength, suppose, surprise, therefore, though (although), thought, through, various, weight, woman, women</i></p> <p>It's a good idea to learn a couple a day or five a week and keep revisiting them to help memorise them over time.</p>	<p><u>In school we will look at Dr Carrot and Potato Pete, characters used to promote eating more vegetables during the war (see back of sheet). Create your own character and make a poster to encourage people to buy or grow your vegetable.</u></p> <p>Focus:</p> <ul style="list-style-type: none"> choose character choose media (e.g. pen, pencil, watercolour) create an eye-catching poster 	<p>Many children were evacuated during the war. Was evacuation a good idea?</p> <p>Focus:</p> <ul style="list-style-type: none"> think about good reasons think about bad reasons decide and explain your own opinion 	<p>During rationing, people had to make new recipes because they could not get all the ingredients normally available. Try this syrup cake (link below) which uses only a small amount of milk and no eggs.</p> <p>Focus:</p> <ul style="list-style-type: none"> read recipe carefully gather ingredients and weigh accurately follow steps use good hygiene and safety tips
Learning Activities for 'Amazing Earth' – for the last three weeks of this half term			
<p>TO SUPPORT LANGUAGE DEVELOPMENT AND SPEAKING AND LISTENING SKILLS:</p> <p>Think of a mammal of interest and make up a riddle about it. Say it to an adult and see if they can guess what it is. Speak clearly, in full sentences, using the correct grammar and adding helpful detail.</p>	<p><u>Listen to and appraise one of the following from Carnival of the Animals – March of the Lions, Wild Asses, The Elephant or Kangaroos by French composer Saint-Saëns (see link below).</u></p> <p>Focus:</p> <ul style="list-style-type: none"> listen carefully and explain what you notice about... <ul style="list-style-type: none"> - the tempo - the instruments used - any changes in dynamics What in the music suggests the chosen animal? 	<p><u>Where in the world do different mammals live? Can you discover mammals on every continent of our world? Read about mammals on the National Geographic website (link below) and create a list of mammals in each continent.</u></p> <p>Focus:</p> <ul style="list-style-type: none"> choose animals to learn about click on each – many have a map to look at list animals found on each continent Are there many mammals that are found on multiple continents? 	<p><u>Explore perimeter and area by spending time on this 'Area Builder' interactive tool. Try the games too. Start on Level 1.</u> https://phet.colorado.edu/sims/html/area-builder/latest/area-builder_en.html</p> 
<p><u>Write a short story with the title 'The horse, the boy/girl, the bat and the whale'.</u></p> <p>Focus:</p> <ul style="list-style-type: none"> beginning, middle, end problem exciting solution use paragraphs to organise ideas cohesion within paragraphs good word choices subordinating conjunctions to write complex sentences use <u>some</u> dialogue time adverbials to move on events 	<p><u>Create a piece of artwork with the title 'Amazing Earth'. You can choose the style and media you use.</u></p> <p>Focus:</p> <ul style="list-style-type: none"> think of possible ideas – you could use images or the outdoors to inspire you plan your artwork complete, step by step, making changes and improvements 	<p>Think about this quotation from Albert Einstein. What do you think it means?</p> <p>"Look deep into nature, and then you will understand everything better."</p> <p>Focus:</p> <ul style="list-style-type: none"> think carefully about all of the words talk to a grown up to share your ideas write down your main thoughts – you could use a spider diagram 	<p>In DT, we will explore sewing skills. Apply your sewing skills to create some animal finger puppets.</p> <p>Focus:</p> <ul style="list-style-type: none"> gather suitable materials (ASK FIRST) create some designs based on the materials you have cut fabric carefully, using a template if needed sew using stitches you know e.g. running, back, cross stitch embellish
<p>Helpful websites (with adult supervision):</p> <p>https://www.youtube.com/watch?v=HsM_VmN6ytk – Vera Lynn, We'll Meet Again</p> <p>https://www.english-heritage.org.uk/siteassets/home/members-area/kids/kids-rule--world-wars/syrup_cake_recipe-1.pdf – WWII syrup cake recipe</p> <p>https://www.youtube.com/watch?v=rE4CAvZ188&list=PL5EDDC3CD0593C9E0&index=1 – March of the Lions</p> <p>https://www.youtube.com/watch?v=wPHqJTpgo-U&list=PL5EDDC3CD0593C9E0&index=4 – Wild Asses</p> <p>https://www.youtube.com/watch?v=f1nVDoCnsNk&list=PL5EDDC3CD0593C9E0&index=5 – The Elephant</p> <p>https://www.youtube.com/watch?v=8qjNhJ717Mk&list=PL5EDDC3CD0593C9E0&index=6 – Kangaroos</p> <p>https://kids.nationalgeographic.com/animals/mammals – National Geographic mammals</p>			

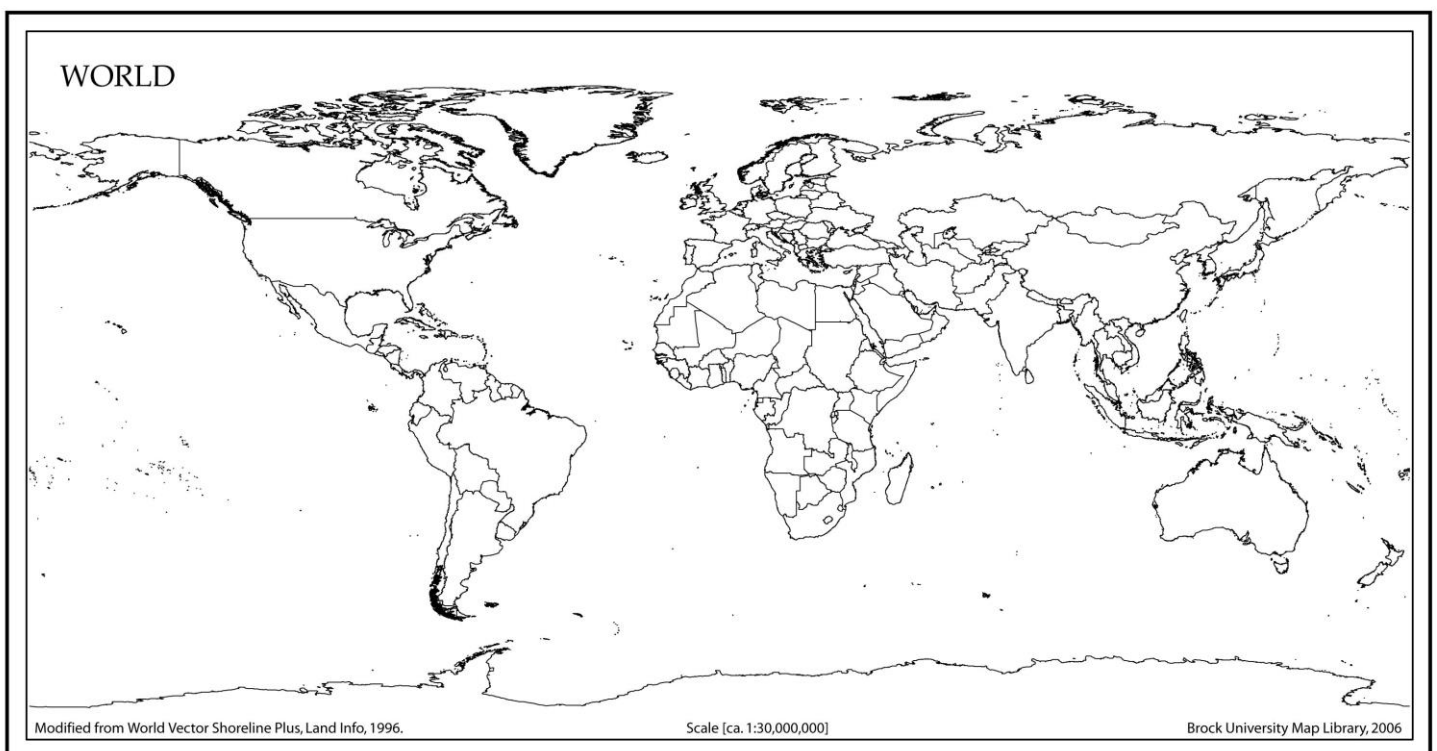

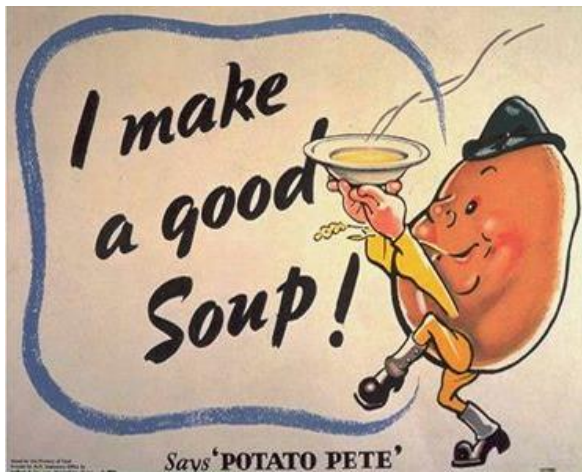
Look at the activities above. The activities are divided into four columns. You need to choose one activity to complete each week. You must choose at least one activity in each column. After that, the choice is yours.

Reading for this half term: daily please for at least 10 minutes and make sure you talk about the book with someone.

- To help you organise your homework, it is a good idea to do a little every day. You can spend as long as you wish, but around one hour per week should be enough for most activities.
- If you have a brother or sister at Blackwell, you could work together on an activity.
- It is helpful if grown ups help you, but please do the work yourself.
- The work should be filed in your homework book. Examples of good homework will be displayed in the hall.

EXPECTATIONS

- Please complete written work in **pencil** and file into your homework book. Some work may require a photograph.
 - Present work in a way that is clear and easy for people to read
- Homework sheets will be sent home at the start of a topic and one piece must be handed in each TUESDAY
- Activity sheets will be available from class teachers on Fridays if children request them during the week**
 - Feedback from the teacher will be provided in the workbook



Allies

Great Britain
United States of America
Russia
France
China

Axis Powers

Germany
Italy
Japan