




Optional Homework for **Red Class**

Castles/On the Farm

Underlined tasks are more easily completed by children independently.

1 English (Communication, Reading and Writing)	2 Creative Arts (Music, Art, Dance)	3 Humanities (RE, Geography, History, Philosophy)	4 Mathematics and Technology (Maths, DT, Computing, Science)
<p><u>Learn a rhyme linked to our 'Castles' topic e.g. <i>The Queen of Hearts</i>.</u></p> <p>Focus:</p> <ul style="list-style-type: none"> Choose rhyme. Create actions. Make props. Perform rhyme. 	<p><u>Listen to 'Greensleeves' and create a dance for the great hall of the castle.</u> https://www.youtube.com/watch?v=mhDAFRHFYS4</p> <p>Focus:</p> <ul style="list-style-type: none"> Listen to the music. How does the music make you feel? Create dance steps. Perform. 	<p>In History, we've been finding out about Queen Elizabeth II. Visit your local library or research on the internet with an adult to find out 3 interesting facts. Choose a way to record your ideas e.g. record a video clip, write a list, draw pictures.</p> <p>Focus:</p> <ul style="list-style-type: none"> Research. Select 3 facts. Choose how to record your ideas. 	<p>Practise a selection of the mental maths facts below:</p> <ul style="list-style-type: none"> Count in 1s forward and back, starting from different numbers. Begin to count in 2s, 5s and/or 10s. Continue to practise double and halving facts to 10. Recall odd and even numbers to 10. Use ordinal numbers in daily life e.g. first, second, third.
<p>'Show and tell' your favourite story based in or about a castle.</p> <p>Focus:</p> <ul style="list-style-type: none"> Choose story. Choose your favourite characters and events. Give reasons for why it is your favourite. 	<p>Pretend you're looking out of a castle window. What can you see? Draw the view.</p> <p>Focus:</p> <ul style="list-style-type: none"> Use your imagination. Select media e.g. pencil crayons/paint/pastels Create picture. 	<p>Philosophy Consider the following:</p> <p><i>Being a farmer is the hardest job in the world.</i></p> <p>Focus:</p> <ul style="list-style-type: none"> Do you agree or disagree? Give reasons for your answer. Talk about the opposite viewpoint with an adult. Give a final thought. 	<p><u>Use your imagination to make a cardboard box castle.</u></p> <p>Focus:</p> <ul style="list-style-type: none"> Think about the main features of a castle. Arrange boxes. Take a photograph or draw your finished castle.
<p>Make a non-fiction 'lift the flap' book about castles. Write a fact on each page.</p> <p>Focus:</p> <ul style="list-style-type: none"> Draw three features of a castle. Make flaps to hide your pictures. Write a label underneath each picture. 	<p>Look at 'Castle and Sun' by Paul Klee. Use 2D shapes to create a castle.</p> <p>Focus:</p> <ul style="list-style-type: none"> Choose media e.g. pencil/paint/pastels. Draw 2D shapes. Think about where to place shapes. Create castle picture. 	<p><u>Draw a map of a farm.</u></p> <p>Focus:</p> <ul style="list-style-type: none"> Look at photos of farms. Draw key features e.g. cow shed/farmhouse Add labels to your work. 	<p><u>In Science, we're learning about forces. Be a push, pull or twist detective.</u></p> <p>Focus:</p> <ul style="list-style-type: none"> Find objects to push, pull and twist at home. Think about what happens to the objects when you push/pull and twist. <p>Record your results e.g. photo, video clip or pictures.</p>
<p>Pretend you're a farmer. Write about your day. Tell me about some of the important jobs you do.</p> <p>Focus:</p> <ul style="list-style-type: none"> Find out about the life of a farmer. Use capital letters, full stops and finger spaces. Check for sense. 	<p><u>Sing 'Old MacDonald had a Farm'. Instead of saying EIEIO, tap a rhythm on an object from home e.g. a wooden spoon and a saucepan.</u></p> <p>Focus:</p> <ul style="list-style-type: none"> Choose objects to be instruments. Create rhythms. Sing and play your favourite rhythm. 	<p>Think about your favourite fruit and vegetables. Where do they come from?</p> <p>Focus:</p> <ul style="list-style-type: none"> Find packaging. Look for the place of origin. Find place of origin on a UK or world map. How many foods come from the UK? 	<p>During Computing lessons, the children will learn to type their names. Practise this skill at home.</p> <p>Focus:</p> <ul style="list-style-type: none"> Use shift button for CL. Type name. Change size and type of font. Change colour of font. Print or take a screenshot of your work and email to the office.

Look at the activities above. The activities are divided into four columns. You need to choose one activity to complete each week. You must choose at least one activity in each column. After that the choice is yours.

- To help you organise your homework, it is a good idea to do a little every day. You can spend as long as you wish, but around one hour per week should be enough for most activities.
- If you have a brother or sister at Blackwell, you could work together on an activity.
- It is helpful if grown ups help you, but please do the work yourself.
- The work should be filed in your homework book. Examples of good homework will be displayed in the hall.

Reading for this half term: daily please for at least 10 minutes and make sure you talk about the book with someone. Please read your eBook too.

EXPECTATIONS

- Please complete written work in **pencil** and file into your homework book. Some work may require a photograph.
 - Present work in a way that is clear and easy for people to read
- Homework sheets will be sent home at the start of a topic and one piece can be handed in each week
 - Feedback from the teacher will be provided in the workbook

