



Homework for Autumn Term 1 – Purple Class

Bronze Age/Iron Age- 4 weeks /In the woods- 3 weeks

Activities underlined should be activities which require less adult support.

1	2	3	4
English (Communication, Reading and Writing)	Creative Arts (Music, Art, Dance)	Humanities (RE, Geography, History, Philosophy)	Mathematics and Technology (Maths, DT, computing, Science)
<p>Imagine you have travelled back in time to the Bronze Age or the Iron Age. Write a letter back to your family to tell them about your experiences.</p> <p>Focus:</p> <ul style="list-style-type: none"> Use sentences with CL and FS Use adjectives to describe Use features of a letter Check for sense 	<p><u>Using any media of your choice create a cave painting that would have been left from the Stone Age times. You might want to use the internet for inspiration. Cave paintings were usually of animals and people.</u></p> <p>Focus:</p> <ul style="list-style-type: none"> Line Tone Showing a story 	<p>Using the internet or books, research the most famous example of cave paintings left from the Stone Age which are in a cave in France called Lascaux. Record your findings in a poster, written facts or labelled picture.</p> <p>Focus</p> <ul style="list-style-type: none"> Communication of ideas Clear presentation Handwriting Sentence/word structure 	<p>Practise these mental maths facts:</p> <ul style="list-style-type: none"> Number bonds to 20 Number bonds to 100 using multiples of 10 Adding 3 single digit numbers +/-9 to and from a number Recognise multiples of 2,5 and 10 up to 100 Recognise odd and even numbers up to 100 Find small differences between numbers Recognise the place value of number up to 100 (how many tens/ones)
<p>LANGUAGE DEVELOPMENT</p> <p>Create a vocabulary map for the Bronze Age like the ones you draw in school. Use tools, homes, people and food to start off and then think of as many words as you know to complete it. Your family can help you spell the words. Your job is to think of them!</p>			
<p><u>What would you like to ask a prehistoric person?</u> <u>Think of five interesting questions.</u></p> <p>Focus:</p> <ul style="list-style-type: none"> CL Different questions words i.e. Why, How... ? at the end 	<p><u>Imagine that you are a Bronze Age or Iron Age child. You are playing with your friends. Compose a song to sing (write the words). Use a familiar tune for your song e.g. twinkle twinkle</u></p> <p>Focus:</p> <ul style="list-style-type: none"> Choose words that will fit the correct rhythm of your tune Practise your song, singing with correct pitch 	<p><u>Create a map for Stonehenge.</u> Stonehenge was begun in the Stone Age and completed in the Bronze Age. First, go to Google Maps (web link below) and type in 'Stonehenge'. Drag the little person onto Stonehenge so that it's on 'streetview' and explore!</p> <p>Focus:</p> <ul style="list-style-type: none"> 'Walk' around Stonehenge on the computer Show the stones from a bird's-eye view (above) Show the compass points Use a key if necessary 	<p>Design and make your own Bell Beaker. Bell Beakers were created in the Bronze Age for people to drink from. You could use paper mache, clay or playdough for example. Pay really close attention to the pattern.</p> <p>Focus:</p> <ul style="list-style-type: none"> Research Design and making Use a detailed finish 
<p><u>Read or listen to a story about autumn such as 'Tree', 'The Scarecrow's wedding', 'Tattybogle' or 'Leaf Man' and make a story map of all the important events.</u></p> <p>Focus:</p> <ul style="list-style-type: none"> Recalling information Sequencing a story Recording in a pictorial way 	<p><u>Use any art skill such as painting or collage to create a picture showing one or all 4 of the seasons.</u></p> <p>Focus:</p> <ul style="list-style-type: none"> Think about important features of each season Show it by using art skills such as drawing/painting 	<p><u>Imagine you had transported back to the Bronze Age times. What 3 things would you miss the most and why?</u></p> <p>Focus:</p> <ul style="list-style-type: none"> Making decisions Reasoning Justifying 	<p>Create your own sword – this could be from the Bronze Age or the Iron Age. See back of sheet. (You could do this with your brother or sister from Blackwell if you have one).</p> <p>Focus:</p> <ul style="list-style-type: none"> Cutting and shaping materials Increasing stability e.g. layers of card Decorating effectively
<p>Visit the library (safely) and find a non-fiction book about the four seasons. Share it with an adult and write or draw 4 facts you have learnt You could also use the internet</p> <p>Focus:</p> <ul style="list-style-type: none"> Research using books Communicating findings Full stops and capital letters 	<p><u>Use some natural autumn treasures to create a piece of natural art in the style of Andy Goldsworthy.</u></p> <p>Focus:</p> <ul style="list-style-type: none"> Collecting natural resources Arranging in an interesting way 	<p>British hedgehogs are dying out. The changing seasons of the year means different things for hedgehogs. Do some hedgehog research and consider this question:</p> <p>Is it right that humans help animals in the wild?</p> <p>Focus:</p> <ul style="list-style-type: none"> Researching a topic Presenting research Consider arguments for and against Come to a decision 	<p>Go on a nature walk and collect signs of autumn. How many types of leaves/trees can you name? Take a photograph and bring in your findings.</p> <p>Focus:</p> <ul style="list-style-type: none"> Knowledge and understanding of the natural world

* Maths and English worksheets can be supplied on request
<http://www.bbc.co.uk/history/handsonhistory/ancient-britain.shtm> - colouring sheet
<https://www.google.co.uk/maps> - Google Maps for creating Stonehenge map.
<https://www.theschoolrun.com/homework-help/the-bronze-age>
<https://www.britishhedgehogs.org.uk/Autumn-Juveniles/> - hedgehog research

- You can choose from any column but please try to do one activity from each one.
- You can spend as long as you wish, but around 30 minutes per week should be enough for most activities.
- If you have a brother or sister at Blackwell, you could work together on an activity.
- It is helpful if grown ups help you, but please do the work yourself.
- The work should be filed in your homework book. Examples of good homework will be displayed in the hall.

EXPECTATIONS

- Please complete written work in **pencil** and file into your homework book. Some work may require a photograph.
 - Present work in a way that is clear and easy for people to read
- Homework sheets will be sent home at the start of a half term and one piece can be handed in by Monday each week.
 - Feedback from the teacher will be provided in the workbook

You can make your sword however you like – but here is an idea:

Make this




The brown paint underneath the gold spray paint will give your sword a bronze effect.


Tough, gleaming bronze could be used to make weapons, such as swords.

The heated bronze was beaten to make the blade's sharp edge. Have a go at making your own sword from thick card.


! Ask an adult to help you cut the card and use the spray paint.



1 Cut out two blade shapes from thick card or mount board. Glue them together.



2 Cut out two hilt shapes as shown. Glue them on either side of the blade as shown.



3 Cut a slit in half a polystyrene ball. Push the hilt into the slit.



4 Glue two or three layers of small pieces of tissue paper over the whole sword. Leave to dry.



5 Paint the whole sword with brown paint. Leave to dry.



6 Lightly spray the sword with gold spray paint. Leave to dry.