






# Homework for Remembrance (1 week) and Africa (3 weeks)

## Blue Class

In light of feedback from Parent Questionnaires in recent years, we will continue to underline tasks that are more easily completed by children independently, but will also include some worksheets at the request of some families.

1	2	3	4
English (Communication, Reading and Writing)	Creative Arts (Music, Art, Dance)	Humanities (RE, Geography, History, Philosophy)	Mathematics and Technology (Maths, DT, Computing, Science)
<p><u>Write a diary entry for a person living during WWI i.e. child, soldier, mother.</u></p> <p>Focus:</p> <ul style="list-style-type: none"> <li>• paragraphing</li> <li>• expanded noun phrases to add detail <i>i.e. cold, muddy trenches...</i></li> <li>• subordinating conjunctions <i>i.e. when, if, since, while, as, although...</i></li> <li>• written in the first person <i>i.e. I, we...</i></li> </ul> 	<p><u>Paint or collage a picture of Flanders Field.</u></p> <p>Focus:</p> <ul style="list-style-type: none"> <li>• apply flowing bands of colours</li> <li>• tearing and ripping paper</li> <li>• placing and gluing paper in shapes</li> <li>• layering</li> </ul> 	<p>Consider the following and decide whether you agree or disagree:</p> <p style="text-align: center;"><b><i>World War One is also known as the 'Great War'.</i></b></p> <p>Focus:</p> <ul style="list-style-type: none"> <li>• consider both points of view</li> <li>• explain reasons</li> </ul> 	<p>Practise these mental maths facts:</p> <ul style="list-style-type: none"> <li>• 3 times table and corresponding division facts so you know them by heart</li> <li>• +/- any 2 2-digit numbers mentally using efficient methods recall doubles and halves to 100 fluently (even numbers only for halving)</li> <li>• counting in 10ths, 25s, 50s, 100s and 1000s from zero</li> </ul>
<p><u>Imagine you're in the middle of an African plain/safari. Write a setting description describing what you can hear, see, smell, touch and even taste.</u></p> <p>Focus:</p> <ul style="list-style-type: none"> <li>• expanded noun phrases to describe <i>i.e. the vast, silent land...</i></li> <li>• adverbs to describe <i>i.e. slowly, the golden sun disappeared...</i></li> <li>• conjunctions to extend sentences <i>i.e. so that, while, until, although...</i></li> </ul>	<p>Listen to Rain, Rain, Beautiful Rain by the artist Ladysmith Black Mambazo (see websites below). Create a dance which shows the coming of the rain and the growing of the plants.</p> <p>Focus:</p> <ul style="list-style-type: none"> <li>• listen to music</li> <li>• pick events to match music <i>i.e. falling of the rain...</i></li> <li>• create simple dance motifs to portray events</li> <li>• link motifs in interesting ways</li> </ul>	<p>Nelson Mandela, Albert Schweitzer and David Livingstone are key historical figures linked to Africa. Research one of these people and produce a time line or leaflet showing their work and impact on the lives of others.</p> <p>Focus:</p> <ul style="list-style-type: none"> <li>• research using books or internet</li> <li>• find key dates and events</li> <li>• present findings</li> </ul> 	<p>A common toy during the First World War was a toy car. Design and make your own toy car/vehicle.</p> <p>Focus:</p> <ul style="list-style-type: none"> <li>• joining materials securely</li> <li>• creating moving parts</li> <li>• careful finish</li> </ul> 
<p><u>Practise spelling the following words on their own and in simple sentences:</u></p> <p><b><i>complete, consider, continue, decide, describe, difficult, different, disappear, early, earth, eight, eighth, enough, exercise, experience, experiment, extreme, famous, favourite, February, forwards, fruit, grammar, group, guard, guide</i></b></p>	<p>African masks form an important part of ceremonial costume. Design and create your own African mask.</p> <p>Focus:</p> <ul style="list-style-type: none"> <li>• research African masks looking at styles, colours and patterns (see reverse)</li> <li>• choose how to create background of mask <i>i.e. cardboard cut-out, papier-mâché...</i></li> <li>• add African patterns</li> <li>• choose appropriate colours</li> </ul>	<p>Be creative and artistic and create your own map of Tanzania.</p> <p>Focus:</p> <ul style="list-style-type: none"> <li>• draw and label 3 main cities</li> <li>• draw and label key rivers, mountains, lakes and plains</li> <li>• label surrounding seas</li> </ul>	<p>Track the weather in Tanzania for a week and present the information in a chart/graph using a computer programme of your choice.</p> <p>Focus:</p> <ul style="list-style-type: none"> <li>• careful research (see useful websites below)</li> <li>• input data into computer</li> <li>• convert into graph/chart</li> <li>• clear titles and labelled axis</li> </ul>
<p><u>Ask your teacher for a worksheet for Literacy.</u></p>	<p><u>Imagine you live in Africa. What might you see if you looked outside your window?</u></p> <p>Focus:</p> <ul style="list-style-type: none"> <li>• use African knowledge of landscape, buildings, nature...</li> <li>• careful drawings</li> <li>• apply colour</li> </ul>	<p>Christianity and Islam are two of the main religions in Africa. Compare these two religions.</p> <p>Focus:</p> <ul style="list-style-type: none"> <li>• careful research (see useful websites below)</li> <li>• choose four interesting similarities</li> <li>• choose four interesting differences</li> <li>• present ideas clearly</li> </ul>	<p><u>Ask your teacher for a worksheet for Maths.</u></p>
<p>Helpful websites (with parental supervision)</p> <p><a href="http://www.ducksters.com/geography/africa.php">http://www.ducksters.com/geography/africa.php</a></p> <p><a href="https://www.youtube.com/watch?v=PisBYGtmgI">https://www.youtube.com/watch?v=PisBYGtmgI</a> Ladysmith Black Mambazo – Rain, Rain, Beautiful Rain</p> <p><a href="http://www.bbc.co.uk/schools/primaryhistory/famouspeople">http://www.bbc.co.uk/schools/primaryhistory/famouspeople</a></p> <p><a href="http://www.bbc.co.uk/schools/religion/christianity/">http://www.bbc.co.uk/schools/religion/christianity/</a> <a href="http://www.primaryhomeworkhelp.co.uk/religion/christian.htm">http://www.primaryhomeworkhelp.co.uk/religion/christian.htm</a></p> <p><a href="http://www.bbc.co.uk/schools/religion/islam/">http://www.bbc.co.uk/schools/religion/islam/</a> <a href="http://www.primaryhomeworkhelp.co.uk/religion/islam.htm">http://www.primaryhomeworkhelp.co.uk/religion/islam.htm</a></p> <p><a href="https://www.bbc.co.uk/weather">https://www.bbc.co.uk/weather</a> <a href="https://www.metoffice.gov.uk/public/weather/forecast/kyhtd4pj#?date=2018-10-30">https://www.metoffice.gov.uk/public/weather/forecast/kyhtd4pj#?date=2018-10-30</a></p>			

Look at the activities above. The activities are divided into four columns. You need to choose one activity to complete each week. You must choose at least one activity in each column. After that the choice is yours.

- To help you organise your homework, it is a good idea to do a little every day. You can spend as long as you wish, but around one hour per week should be enough for most activities.
- If you have a brother or sister at Blackwell, you could work together on an activity.
- It is helpful if grown ups help you, but please do the work yourself.
- The work should be filed in your homework book. Examples of good homework will be displayed in the hall.

**Reading for this half term:** daily please for at least 10 minutes and make sure you talk about the book with someone.

### EXPECTATIONS

- Please complete written work in **pencil** and file into your homework book. Some work may require a photograph.
  - Present work in a way that is clear and easy for people to read
- Homework sheets will be sent home at the start of a topic and one piece can be handed in each MONDAY
- **Activity sheets will be available from class teachers on Fridays if children request them during the week**
  - Feedback from the teacher will be provided in the workbook

African masks

